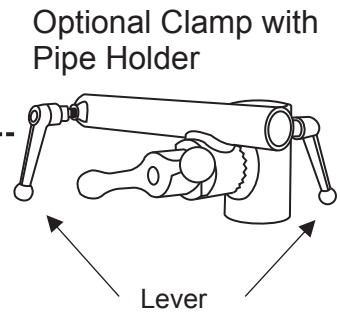
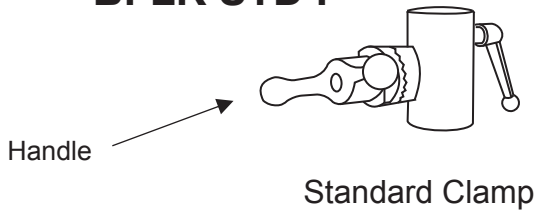


BELCHFIRE®

HEAVY DUTY TORCH STAND

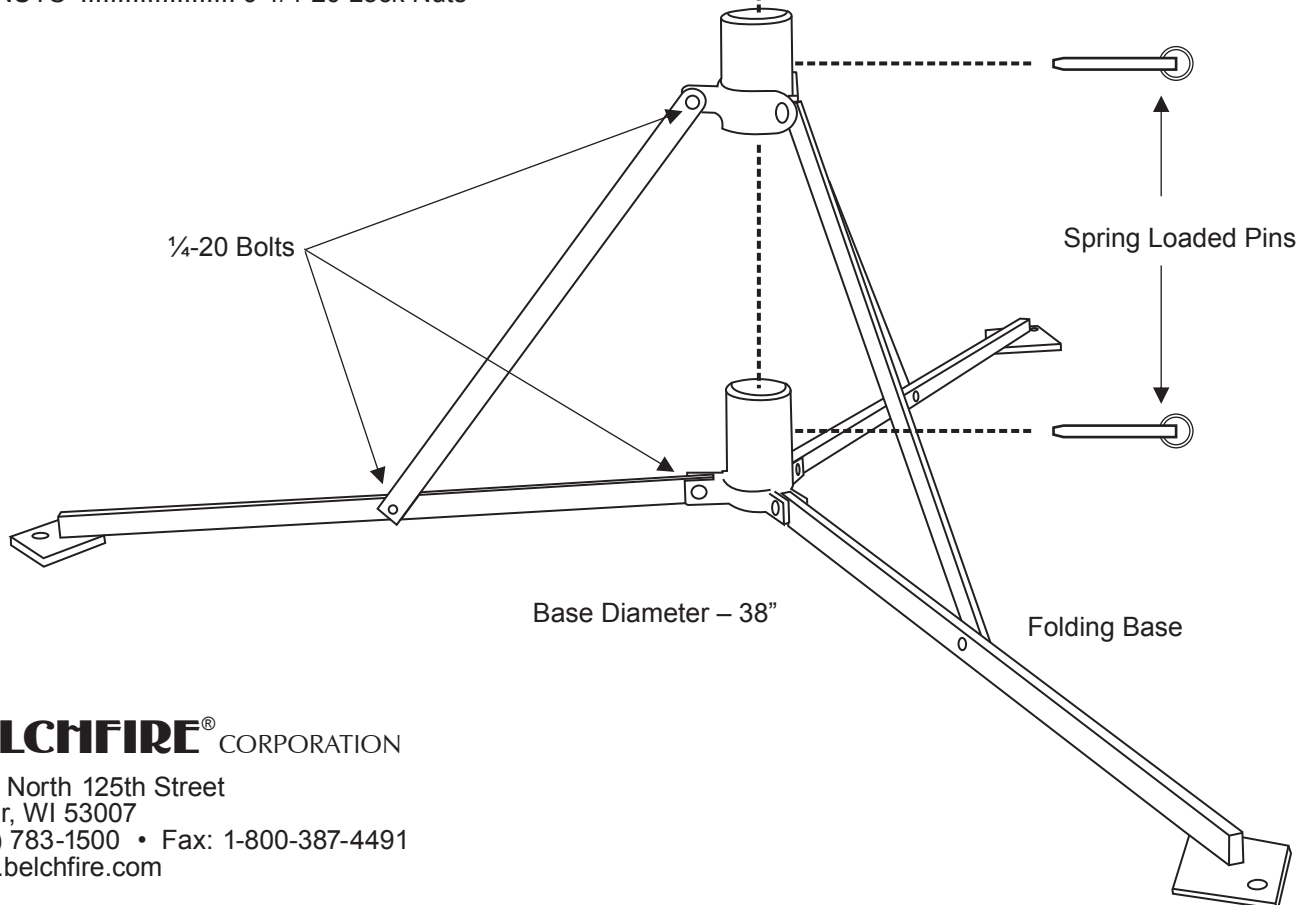
MODELS BFLK STD BFLK STD P



| PART # | DESCRIPTION |
|---------------|-----------------------------------|
| BFLK - CL | Clamp - Standard |
| BFLK - CLP | Clamp with Pipe Holder (optional) |
| BFLK - BASE | Folding Base |
| BFLK - POST | Stand Post (6 foot) |
| BFLK - PINS | Spring-Loaded Pins (2) |
| BFLK - HANDLE | Handle |
| BFLK- LEVER | Lever |
| BOLTS | 9 1/2 x 1/4-20 Bolts |
| NUTS | 9 1/4-20 Lock Nuts |

NOTE: Stand tube can be cut to whatever height desired.

NOTE: Pin holes on center post must be lined up with the pin holes in the base.



BELCHFIRE® CORPORATION

4916 North 125th Street
Butler, WI 53007
(262) 783-1500 • Fax: 1-800-387-4491
www.belchfire.com